



Company Background

Specializing in the cable business since 1970, PT SUPREME CABLE MANUFACTURING & COMMERCE Tbk. (PT SUCACO Tbk.) has grown steadily to become a largest and leading cable manufacturer, with international reputation for quality and reliability. Established in 1970, PT SUCACO Tbk. is a pioneer in the modern industry. With technical assistance from Furukawa Electric Co Ltd. Japan and International Executives Service Corp, USA, the company began commercial operations in 1972.

We produce and markets power cable up to 150 kV, optical and telecommunication cables, control cables, instrumentation cables, Flexible Cables, coaxial cables and enamelled wires under brand name of " SUPREME ". The Company is also involved through its affiliated companies, in various line of business. The company has a Quality Assurance Program and ISO 9001 certificate from SGS international certification body of quality management system. Today, PT SUCACO Tbk. has grown to become a reliable partner in infrastructures, buildings and various projects.



Flexible Cables



FLEXIBLE CABLE



TABLE OF CONTENT

PAGE

1. Company Background

1

2. NYAF 450/750 Volt

4

3. NYMHY 300/500 Volt

5

4. NYHY 450/750 Volt, 2 cores

6

5. NYHY 450/750 Volt, 3 cores

7

6. NYHY 450/750 Volt, 4 cores

8

7. NYHY 450/750 Volt, control

9

8. Conversion Table

10

NYAF 450/750 Volt

SNI 04-6629.3/SPLN 42-3 / IEC 60227-3

SINGLE CORE , FLEXIBLE COPPER CONDUCTOR AND PVC INSULATED CABLE

Applications:

- Fixed internal wiring with low mechanical stress for electrical equipments, machineries, distribution panels, luminaires and other electrical appliances used in dry indoor premises, substitutes NYA.
- Permanent installation in conduit, inherently flame retardant in compliance with IEC 60332-1.

DIMENSIONAL & MECHANICAL DATA

1 core

Nominal cross-sectional area	Maximum diameter of wire	Nominal Thickness	Approximately		Minimum Bending Radius	Standard delivery Length *)
			Insulation	Overall diameter		
mm ²	mm	mm	mm	kg/km	mm	m
1.5	0.25	0.7	2.9	19	70	100
2.5	0.25	0.8	3.6	31	90	100
4	0.30	0.8	4.1	46	100	100
6	0.30	0.8	4.7	64	110	100
10	0.40	1.0	6.1	110	150	100
16	0.40	1.0	8.0	180	210	2000
25	0.40	1.2	10.1	280	270	1000
35	0.40	1.2	11.2	367	300	1000
50	0.40	1.4	13.8	538	360	1000
70	0.50	1.4	15.1	916	420	1000
95	0.50	1.6	17.9	1,210	500	1000
120	0.50	1.6	19.6	1,525	540	1000
150	0.50	1.8	21.5	1,899	610	1000
185	0.50	2.0	24.6	2,345	690	1000
240	0.50	2.2	26.5	3,066	740	1000
300	0.50	2.4	29.6	3,109	890	1000
400	0.50	2.6	35.6	3,850	990	500

*) Standard delivery length: 100 m in coil and >100 m in drum.

ELECTRICAL DATA

Nominal cross-sectional area	Resistance at 20 °C		Current Carrying Capacity at 30 °C max		Short circuit current of conductor at 1.0 sec max
	DC conductor max	Insulation min	In Pipe	In Air	
mm ²	Ω/Km	MΩ.Km			kA
1.5	13.3	50	15	24	0.17
2.5	7.98	50	20	32	0.29
4	4.95	50	25	42	0.46
6	3.30	50	33	54	0.69
10	1.91	50	45	73	1.16
16	1.21	40	61	98	1.84
25	0.780	40	83	128	2.88
35	0.554	40	103	158	4.03
50	0.386	30	132	197	5.75
70	0.272	30	165	245	8.05
95	0.206	30	197	290	10.93
120	0.161	30	235	345	13.80
150	0.129	20	-	390	17.25
185	0.106	20	-	445	21.28
240	0.0801	20	-	525	27.60
300	0.0641	20	-	605	34.50
400	0.0486	20	-	725	46.34

Core identification : green-and-yellow, blue, black, yellow, red, green, white or brown.
 Test Voltage : 2500 VAC/ 5 minutes.

Other sizes, core identification and packing lengths are available upon request.



NYMHY 300/500 Volt

SNI 04-6629.5/SPLN 42-6-2/IEC 60227-5

FLEXIBLE COPPER CONDUCTOR, PVC INSULATED AND SHEATHED CABLE



Applications:

- Power cord or internal wiring with low mechanical stress for electrical equipments, machineries, luminaires and other portable appliances used in dry indoor premises.
- Permanent exposed wiring in humid environment, installation in tray or under plaster for industrial three phase 380 - 415 VAC or single phase 220 - 240 VAC multipurpose applications, inherently flame retardant in compliance with IEC 60332-1.

DIMENSIONAL & MECHANICAL DATA

2, 3, 4, 5 Cores

No of Cores	Nominal cross-sectional area	Maximum Diameter of Wire	Nominal Thickness		Approximately		Bending Diameter	Standard delivery Length *)
			Insulation	Outer Sheath	Overall Diameter	Cable Weight		
pcs	mm ²	mm	mm	mm	mm	kg/km	mm	m
2	0.75	0.20	0.6	0.8	6.3	54	120	100 or 2000
2	1	0.20	0.6	0.8	6.5	61	120	100 or 2000
2	1.5	0.25	0.7	0.8	7.5	82	140	100 or 2000
2	2.5	0.25	0.8	1.0	9.2	128	180	100 or 2000
3	0.75	0.20	0.6	0.8	6.6	64	120	100 or 2000
3	1	0.20	0.6	0.8	6.9	74	130	100 or 2000
3	1.5	0.25	0.7	0.9	8.1	104	150	100 or 2000
3	2.5	0.25	0.8	1.1	10.0	161	190	100 or 2000
4	0.75	0.20	0.6	0.8	7.3	77	130	100 or 2000
4	1	0.20	0.6	0.9	7.8	92	140	100 or 2000
4	1.5	0.25	0.7	1.0	9.1	130	170	100 or 2000
4	2.5	0.25	0.8	1.1	10.9	195	200	100 or 2000
5	0.75	0.20	0.6	0.9	8.1	98	150	100 or 2000
5	1	0.20	0.6	0.9	8.5	112	150	100 or 2000
5	1.5	0.25	0.7	1.1	10.1	164	180	100 or 2000
5	2.5	0.25	0.8	1.2	12.2	246	220	100 or 1000

*) Standard delivery length: 100 m in coil and >100 m in drum.

ELECTRICAL DATA

Nominal cross-sectional area	Resistance at 20 °C		Current Carrying Capacity in air at 30 °C max		Short circuit current of conductor at 1.0 sec max
	DC conductor max	Insulation min	2 cores	3 , 4 , 5 cores	
0.75	26.0	50	9	4	0.10
1	19.5	50	12	10	0.13
1.5	13.3	50	19	17	0.19
2.5	7.98	50	25	22	0.32

Core identification : 2 cores by colours : either light blue, brown or light blue, black;
 3 cores by colours : either green-and-yellow, light blue, brown, or light blue, black, brown;
 4 cores by colours : either green-and-yellow, light blue, black, brown or light blue, black, brown, black or brown;
 5 cores by colours : either green-and-yellow, light blue, black, brown, black or brown, or light blue, black, brown, black or brown, black or brown.

Colour of sheath : white colour.
 Test Voltage : 1500 VAC/ 5 minutes for insulation thickness ≤ 0,6 mm.
 : 2000 VAC/ 5 minutes for insulation thickness > 0,6 mm.

Other sizes, core identification and packing lengths are available upon request.



NYYHY 450/750 Volt

SNI 04-6629.5/Manufacturing Specification

FLEXIBLE COPPER CONDUCTOR, PVC INSULATED AND SHEATHED CABLE



Applications:

- Power cord or internal wiring with medium mechanical stress for electrical equipments, machineries, luminaires and other portable appliances used in dry indoor premises.
- Permanent exposed wiring in humid environment, installation in tray or under plaster for industrial three phase 380 - 415 VAC or single phase 220 - 240 VAC multipurpose applications, inherently flame retardant in compliance with IEC 60332-1.

DIMENSIONAL & MECHANICAL DATA

2 Cores

Nominal cross-sectional area	Maximum Diameter of Wire	Nominal Thickness		Approximately		Minimum Bending Radius	Standard delivery Length *)
		Insulation	Outer Sheath	Overall Diameter	Cable Weight		
mm ²	mm	mm	mm	mm	kg/km	mm	m
0.75	0.20	0.6	0.8	6.3	54	44	100 or 2000
1	0.20	0.6	0.8	6.5	61	46	100 or 2000
1.5	0.25	0.7	0.8	7.5	82	52	100 or 2000
2.5	0.25	0.8	1.0	9.2	128	65	100 or 2000
4	0.30	0.8	1.0	10.2	171	72	2000
6	0.30	0.8	1.1	11.5	228	80	2000
10	0.40	1.0	1.3	14.8	381	104	1000
16	0.40	1.0	1.8	19.8	637	137	1000
25	0.40	1.2	1.8	23.8	944	167	1000
35	0.40	1.2	1.8	25.9	1,194	181	1000
50	0.40	1.4	1.8	30.8	1,693	216	1000

*) Standard delivery length: 100 m in coil and >100 m in drum.


ELECTRICAL DATA

Nominal cross-sectional area	Resistance at 20 °C		Current Carrying Capacity at 30°C in AIR max	Short circuit current of conductor at 1.0 sec max
	DC conductor max	Insulation min		
mm ²	Ω/Km	MΩ.Km	A	kA
0.75	26.0	50	6	0.09
1	19.5	50	10	0.12
1.5	13.3	50	15	0.17
2.5	7.98	50	20	0.29
4	4.95	50	26	0.46
6	3.30	50	33	0.69
10	1.91	50	45	1.16
16	1.21	40	61	1.84
25	0.780	40	83	2.87
35	0.554	40	103	4.03
50	0.386	30	132	5.75

Core identification : 2 cores by colours : either light blue, brown or light blue, black;
 3 cores by colours : either green-and yellow, light blue, brown, or light blue, black, brown;
 4 cores by colours : either green-and yellow, light blue, black, brown or light blue, black, brown, black or brown;
 5 cores by colours : either green-and yellow, light blue, black, brown, black or brown, or light blue, black, brown, black or brown, black or brown.
 >5 cores by colours : either green-and-yellow and black with white numbering printing or black with white numbering printing.

Colour of sheath : black colours.
 Test Voltage : 2500 VAC/ 5 minutes.

Other sizes, core identification and packing lengths are available upon request.



NYYHY 450/750 Volt

SNI 04-6629.5/Manufacturing Specification

FLEXIBLE COPPER CONDUCTOR, PVC INSULATED AND SHEATHED CABLE

Applications:

- Power cord or internal wiring with medium mechanical stress for electrical equipments, machineries, luminaires and other portable appliances used in dry indoor/outdoor premises.
- Permanent exposed wiring in humid environment, installation in tray or under plaster for industrial three phase 380 - 415 VAC or single phase 220 - 240 VAC multipurpose applications, inherently flame retardant in compliance with IEC 60332-1.

DIMENSIONAL & MECHANICAL DATA


3 Cores

Nominal cross-sectional area	Maximum Diameter of Wire	Nominal Thickness		Approximately		Minimum Bending Radius	Standard delivery Length *)
		Insulation	Outer Sheath	Overall Diameter	Cable Weight		
mm ²	mm	mm	mm	mm	kg/km	mm	m
0.75	0.20	0.6	0.8	6.6	64	46	100 or 2000
1	0.20	0.6	0.8	6.9	73	48	100 or 2000
1.5	0.25	0.7	0.9	8.1	104	57	100 or 2000
2.5	0.25	0.8	1.1	10.0	161	70	100 or 2000
4	0.30	0.8	1.1	11.1	217	78	2000
6	0.30	0.8	1.2	12.4	293	87	1000
10	0.40	1.0	1.4	16.0	489	112	1000
16	0.40	1.0	1.8	20.8	797	146	1000
25	0.40	1.2	1.8	25.4	1,189	178	1000
35	0.40	1.2	1.8	27.7	1,526	194	1000
50	0.40	1.4	1.8	32.9	2,172	230	1000
70	0.50	1.4	1.9	36.8	2,899	258	1000
95	0.50	1.6	2.0	43.4	3,865	304	1000
120	0.50	1.6	2.1	47.4	4,784	332	500
150	0.50	1.8	2.2	51.7	5,887	362	500
185	0.50	2.0	2.4	58.9	7,280	412	500
240	0.50	2.2	2.5	66.3	9,444	464	300

*) Standard delivery length: 100 m in coil and >100 m in drum.

ELECTRICAL DATA

Nominal cross-sectional area	Resistance at 20 °C		Current Carrying Capacity at 30°C in AIR max	Short circuit current of conductor at 1.0 sec max
	DC conductor max	Insulation min		
mm ²	Ω/Km	MΩ.Km	A	kA
0.75	26.0	50	6	0.09
1	19.5	50	10	0.12
1.5	13.3	50	15	0.17
2.5	7.98	50	20	0.29
4	4.95	50	26	0.46
6	3.30	50	33	0.69
10	1.91	50	45	1.16
16	1.21	40	61	1.84
25	0.780	40	83	2.87
35	0.554	40	103	4.03
50	0.386	30	132	5.75
70	0.272	30	165	8.05
95	0.206	30	197	10.92
120	0.161	30	235	13.80
150	0.129	20	264	17.25
185	0.106	20	297	21.27
240	0.0801	20	351	27.60



NYYHY 450/750 Volt

SNI 04-6629.5/Manufacturing Specification

FLEXIBLE COPPER CONDUCTOR, PVC INSULATED AND SHEATHED CABLE

Applications:

- Power cord or internal wiring with medium mechanical stress for electrical equipments, machineries, luminaires and other portable appliances used in dry indoor/outdoor premises.
- Permanent exposed wiring in humid environment, installation in tray or under plaster for industrial three phase 380 - 415 VAC or single phase 220 - 240 VAC multipurpose applications, inherently flame retardant in compliance with IEC 60332-1.

DIMENSIONAL & MECHANICAL DATA


4 Cores

Nominal cross-sectional area	Maximum Diameter of Wire	Nominal Thickness		Approximately		Minimum Bending Radius	Standard delivery Length *)
		Insulation	Outer Sheath	Overall Diameter	Cable Weight		
mm ²	mm	mm	mm	mm	kg/km	mm	m
0.75	0.20	0.6	0.8	7.3	77	51	100 or 2000
1	0.20	0.6	0.9	7.8	92	54	100 or 2000
1.5	0.25	0.7	1.0	9.1	130	64	1000
2.5	0.25	0.8	1.1	10.9	195	77	1000
4	0.30	0.8	1.2	12.3	273	86	1000
6	0.30	0.8	1.3	13.8	369	97	1000
10	0.40	1.0	1.5	17.7	616	124	1000
16	0.40	1.0	1.8	22.9	986	160	1000
25	0.40	1.2	1.8	28.0	1,478	196	1000
35	0.40	1.2	1.8	30.5	1,910	214	1000
50	0.40	1.4	1.8	36.6	2,743	256	1000
70	0.50	1.4	1.9	40.9	3,675	287	1000
95	0.50	1.6	2.0	48.3	4,887	338	500
120	0.50	1.6	2.1	52.8	6,063	370	500
150	0.50	1.8	2.2	57.8	7,502	405	500
185	0.50	2.0	2.4	65.6	9,220	459	300
240	0.50	2.2	2.5	74.0	12,010	518	300

*) Standard delivery length: 100 m in coil and >100 m in drum.

ELECTRICAL DATA

Nominal cross-sectional area	Resistance at 20 °C		Current Carrying Capacity at 30 °C in AIR max	Short circuit current of conductor at 1.0 sec max
	DC conductor max	Insulation min		
mm ²	Ω/Km	MΩ.Km	A	kA
0.75	26.0	50	6	0.09
1	19.5	50	10	0.12
1.5	13.3	50	15	0.17
2.5	7.98	50	20	0.29
4	4.95	50	26	0.46
6	3.30	50	33	0.69
10	1.91	50	45	1.15
16	1.21	40	61	1.84
25	0.780	40	83	2.87
35	0.554	40	103	4.03
50	0.386	30	132	5.75
70	0.272	30	165	8.05
95	0.206	30	197	10.92
120	0.161	30	235	13.80
150	0.129	20	364	17.25
185	0.106	20	297	21.27
240	0.0801	20	351	27.60



NYYHY 450/750 Volt

SNI 04-6629.5/Manufacturing Specification
FLEXIBLE COPPER CONDUCTOR, PVC INSULATED AND SHEATHED CABLE

Applications:

- Power cord or internal wiring with medium mechanical stress for electrical equipments, machineries, luminaires and other portable appliances used in dry indoor/outdoor premises.
- Permanent exposed wiring in humid environment, installation in tray or under plaster for industrial three phase 380 - 415 VAC or single phase 220 - 240 VAC multipurpose applications, inherently flame retardant in compliance with IEC 60332-1.

DIMENSIONAL & MECHANICAL DATA

Control cable

Nominal cross-sectional area	Maximum Diameter of Wire	Nominal Thickness		Approximately		Minimum Bending Radius	Standard delivery Length *)
		Insulation	Outer Sheath	Overall Diameter	Cable Weight		
mm ²	mm	mm	mm	mm	kg/km	mm	m
5 x 0.75	0.20	0.6	0.9	8.1	98	57	2000
5 x 1	0.20	0.6	0.9	8.5	112	59	2000
5 x 1.5	0.25	0.7	1.1	10.1	164	71	2000
5 x 2.5	0.25	0.8	1.2	12.2	246	85	1000
5 x 4	0.30	0.8	1.2	13.5	334	95	1000
5 x 6	0.30	0.8	1.4	15.4	460	108	1000
5 x 10	0.40	1.0	1.6	19.7	767	138	500
7 x 0.75	0.20	0.6	1.0	9.1	125	63	2000
7 x 1	0.20	0.6	1.0	9.5	144	66	2000
7 x 1.5	0.25	0.7	1.2	11.3	203	79	2000
7 x 2.5	0.25	0.8	1.3	13.6	314	94	1000
10 x 0.75	0.20	0.6	1.1	11.7	183	81	2000
10 x 1	0.20	0.6	1.1	12.2	211	85	2000
10 x 1.5	0.25	0.7	1.3	14.5	305	106	1000
10 x 2.5	0.25	0.8	1.5	17.6	465	122	1000
12 x 0.75	0.20	0.6	1.1	12.0	208	84	1000
12 x 1	0.20	0.6	1.2	12.8	247	89	1000
12 x 1.5	0.25	0.7	1.3	14.9	349	104	1000
12 x 2.5	0.25	0.8	1.5	18.1	535	126	1000

*) Standard delivery length: 100 m in coil and >100 m in drum.

ELECTRICAL DATA


Nominal cross-sectional area	Resistance at 20 °C		Current Carrying Capacity at 30 °C in AIR max	Short circuit current of conductor at 1.0 sec max
	DC conductor max	Insulation min		
mm ²	Ω/Km	MΩ.Km	A	kA
5 x 0.75	26.0	50	6	0.09
5 x 1.0	19.5	50	10	0.12
5 x 1.5	13.3	50	15	0.17
5 x 2.5	7.98	50	20	0.29
5 x 4	4.95	50	26	0.46
5 x 6	3.30	50	33	0.69
5 x 10	1.91	50	45	1.16
7 x 0.75	26.0	50	6	0.09
7 x 1.0	19.5	50	9	0.12
7 x 1.5	13.3	50	10	0.17
7 x 2.5	7.98	50	16	0.29
10 x 0.75	26.0	50	6	0.09
10 x 1.0	19.5	50	8	0.12
10 x 1.5	13.3	50	9	0.17
10 x 2.5	7.98	50	13	0.29
12 x 0.75	26.0	50	6	0.09
12 x 1.0	19.5	50	8	0.12
12 x 1.5	13.3	50	9	0.17
12 x 2.5	7.98	50	13	0.29



CONVERSION TABLE

Nominal cross sectional area			Wire gauge				Nominal cross sectional area			Wire gauge			
mm ²	Inc ²	Circular Mils (CM)	Equivalent Metric CSA	AWG	BWG	SWG	mm ²	Inc ²	Circular Mils (CM)	Equivalent Metric CSA	AWG	BWG	SWG
	0.0005	644	0.325	22	-	-		0.0290	36,874	18.68	-	-	6
	0.0006	487	0.397	-	22	22		0.0324	41,217	20.88	-	6	-
	0.0006	821	0.416	21	-	-		0.0326	41,750	21.15	4	-	-
0.50	0.0008	987	-	-	-	-		0.0353	44,948	22.77	-	-	5
	0.0008	1,021	0.517	20	-	-		0.0380	48,402	24.52	-	5	-
	0.0008	1,025	0.519	-	21	21	25	0.0388	49,350	-	-	-	-
	0.0009	1,198	0.607	-	20	-		0.0413	52,627	26.66	3	-	-
	0.0010	1,289	0.653	19	-	-		0.0423	53,831	27.27	-	-	4
	0.0010	1,297	0.657	-	-	20		0.0445	56,654	28.70	-	4	-
	0.0013	1,601	0.811	-	-	19		0.0499	63,523	32.18	-	-	3
0.75	0.0012	1,481	-	-	-	-		0.0521	66,386	33.63	2	-	-
	0.0013	1,625	0.823	18	-	-		0.0527	67,096	33.99	-	3	-
	0.0014	1,765	0.894	-	19	-	35	0.0543	69,090	-	-	-	-
1.0	0.0016	1,974	-	-	-	-		0.0598	76,196	28.60	-	-	2
	0.0016	2,053	1.040	17	-	-		0.0633	80,677	40.87	-	2	-
	0.0016	2,304	1.167	-	-	18		0.0657	83,717	42.41	1	-	-
	0.0019	2,402	1.217	-	18	-		0.0707	90,014	45.60	-	1	1
	0.0020	2,584	1.309	16	-	-	50	0.0775	98,700	-	-	-	-
1.5	0.0023	2,961	-	-	-	-		0.0824	404,997	53.19	-	-	1/0
	0.0025	3,137	1.589	-	-	17		0.0829	105,589	53.49	1/0	-	-
	0.0026	3,257	1.650	15	-	-		0.0908	115,637	58.58	-	1/0	-
	0.0026	3,366	1.705	-	17	-		0.0951	121,125	61.36	-	-	2/0
	0.0032	4,096	2.075	-	-	16		0.1045	133,087	67.42	2/0	-	-
	0.0032	4,108	2.081	14	-	-	70	0.1085	138,180	-	-	-	-
	0.0033	4,226	2.141	-	16	-		0.1087	138,417	70.12	-	-	3/0
2.5	0.0039	4,935	-	-	-	-		0.1134	144,438	73.17	-	2/0	-
	0.0040	5,180	2.624	13	-	-		0.1257	160,032	81.07	-	-	4/0
	0.0040	5,186	2.627	-	15	15		0.1318	167,849	85.03	3/0	-	-
	0.0050	6,402	3.243	-	-	14		0.1419	180,660	91.52	-	3/0	-
	0.0051	6,532	3.309	12	-	-		0.1466	186,661	94.56	-	-	5/0
	0.0054	6,891	3.491	-	14	-	95	0.1473	187,530	-	-	-	-
4	0.0062	7,896	-	-	-	-		0.1616	206,086	104.40	-	4/0	-
	0.0065	8,236	4.172	11	-	-		0.1691	211,613	107.20	4/0	-	-
	0.0066	8,466	4.269	-	-	13		0.1860	215,363	109.10	-	-	6/0
	0.0071	9,072	4.573	-	13	-	120	0.1860	236,880	-	-	-	-
	0.0082	10,387	5.262	10	-	-		0.1963	249,987	126.64	-	-	-
	0.0085	10,819	5.481	-	-	12		0.1964	250,106	126.70	-	5/0	7/0
	0.0093	11,883	6.020	-	12	-		0.2091	266,332	134.92	5/0	-	-
6	0.0093	11,844	-	-	-	-	150	0.2325	296,100	-	-	-	-
	0.0103	13,092	6.632	9	-	-		0.2356	300,048	152.00	-	-	-
	0.0106	13,459	6.816	-	-	11		0.2642	336,488	170.46	6/0	-	-
	0.0113	14,404	7.297	-	11	-	185	0.2868	365,190	-	-	-	-
	0.0129	16,388	8.302	-	-	10		0.3142	400,150	202.71	-	-	-
	0.0130	16,518	8.368	8	-	-	240	0.3720	473,760	-	-	-	-
	0.0141	17,959	9.098	-	10	-		0.3927	500,113	253.35	-	-	-
10	0.0155	19,740	-	-	-	-	300	0.4650	592,200	-	-	-	-
	0.0163	20,766	10.520	-	-	9		0.4712	600,096	304.00	-	-	-
	0.0164	20,826	10.550	7	-	-		0.5498	700,198	354.71	-	-	-
	0.0172	21,911	11.100	-	9	-	400	0.6200	789,600	-	-	-	-
	0.0201	25,603	12.970	-	-	8		0.6283	800,161	405.35	-	-	-
	0.0206	26,254	13.300	6	-	-	500	0.7750	987,000	-	-	-	-
	0.0214	27,241	13.800	-	8	-		0.7854	1,000,246	506.71	-	-	-
	0.0243	30,992	15.700	-	-	7	625	0.9688	1,233,750	-	-	-	-
16	0.0248	31,584	-	-	-	-	630	0.9765	1,243,620	-	-	-	-
	0.0255	32,413	16.420	-	7	-	800	1.2400	1,597,200	-	-	-	-
	0.0260	33,104	16.770	5	-	-	1,000	1.5500	1,974,000	-	-	-	-

Note : • AWG = American Wire Gauge • BWG = Birmingham Wire Gauge • SWG = British Standard Wire Gauge



YOUR PARTNER FOR QUALITY & RELIABILITY

